

linee intramontabili

L'icona della cucina tradizionale.

Una linea classica che si aggiorna sempre,
grazie ai modelli realizzati con dimensioni particolari.

timeless line

The icon of traditional kitchen.

A classical line always modern,
thanks to models realised with particular sizes.



Profilo Bordo 8 mm

Profilo deciso e linee marcate, un classico senza tempo: il lavello bello e robusto, come una volta. Essenziale, senza arretrare di un passo in fatto di raffinatezza e funzionalità.

8 mm edge profile


Marked Profile and strong lines, a timeless classic: the nice and sturdy sink, as it once was. Essential, without a step backwards in terms of sophistication and functionality.



Miscelatore consigliato miscelatore con canna girevole

Recommended mixer
mixer with swivel spout


9206 MISCCRM
cromato chrome



aurora

lavelli serie incasso
acciaio inox AISI 304-18/10
vasca saldata

built-in sink series
stainless steel AISI 304-18/10
welded bowl



Finitura acciaio inox satinato
Satin stainless steel finish

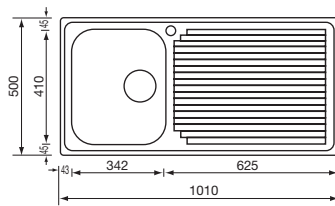
aurora

lavelli serie incasso
acciaio inox AISI 304-18/10
vasca saldata

built-in sink series
stainless steel AISI 304-18/10
welded bowl

aurora 101 x 50 1V

011045 satinato F3" satin-finished F3"



base
base mm 450 / mm 500 se inizio composizione
if at beginning of kitchen

profondità vasca
bowl depth mm 180

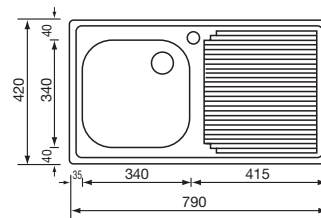
foro incasso
built-in fitting hole mm 990 x 480

disponibile in versione DX e SX
available right or left version

A B C D F G H I L

aurora 79 x 42 1V

011011 satinato F2" satin-finished F2"



base
base mm 450

profondità vasca
bowl depth mm 170

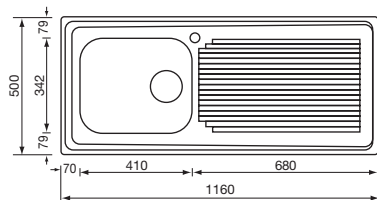
foro incasso
built-in fitting hole mm 770 x 400

disponibile in versione DX e SX
available right or left version

E

aurora 116 x 50 1V

011046 satinato F3" satin-finished F3"



base
base mm 600

profondità vasca
bowl depth mm 190

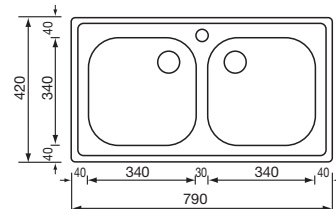
foro incasso
built-in fitting hole mm 1140 x 480

disponibile in versione DX e SX
available right or left version

A B C D F G H I L

aurora 79 x 42 2V

011012 satinato F2" satin-finished F2"



base
base mm 800

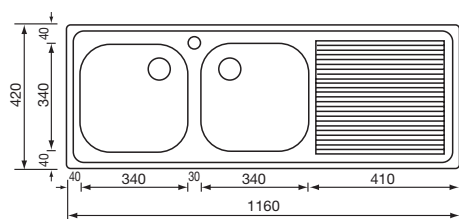
profondità vasche
bowls depth mm 170

foro incasso
built-in fitting hole mm 770 x 400

E

aurora 116 x 42 2V

011017 satinato F2" satin-finished F2"



base base	mm 800
profondità vasche bowls depth	mm 170
foro incasso built-in fitting hole	mm 1140 x 400
disponibile in versione DX e SX available right or left version	

E



aurora

accessori optional

A



093080
400 x 325
cestello
scolapiatti inox
stainless steel
draining rack

B



092021
342 x 410
vassoio
inox forato
stainless steel
perforated tray

C



092000
342 x 410
vassoio
in ABS bianco
white ABS
tray

D



094000
340 x 405
tagliere iroko
iroko
chopping board

E



094030
340 x 340
tagliere iroko
iroko
chopping board

F



094020
prof. 500
tagliere scorrevole
iroko
sliding iroko
chopping board

G



094021
prof. 500
tagliere scorrevole iroko
con inserto PPE
sliding iroko and PPE
chopping board

H



094022
prof. 500
tagliere scorrevole iroko
con scolapiatti inox
sliding iroko chopping board
with stainless steel drainer

I



094024
prof. 500
tagliere scorrevole iroko
con vaschetta inox forata
sliding iroko chopping board
with stainless steel
perforated bowl

L



094080
542 x 300
tagliere scorrevole
vetro temperato
sliding chopping
board in tempered glass